







GO! Drunkard's Footpath Finished Block Size 8" x 8" 8" Block Pattern

For use with GO! Qube™ Mix & Match 8" Block (55776)
and GO! Qube™ 8" Companion Set-Classics (55780)



Fabric Color	Shape & #	GO! Dies Used	Number of Shapes to Cut	Fabric Required for One Block
Pink	 4	GO! Quarter Square Triangle-4" Finished Square (55711)	4	1/4 yard
Dark Pink	 4	GO! Quarter Square Triangle-4" Finished Square (55711)	2	1/4 yard
Red	 4	GO! Quarter Square Triangle-4" Finished Square (55711)	2	1/4 yard
Red	 12	GO! Drunkard's Path-Quarter Circle-4" Finished (55742)	2	Yardage included above
White	 11	GO! Drunkard's Path-Arc Shape-4" Finished (55738)	2	1/4 yard

Block Sewing Directions

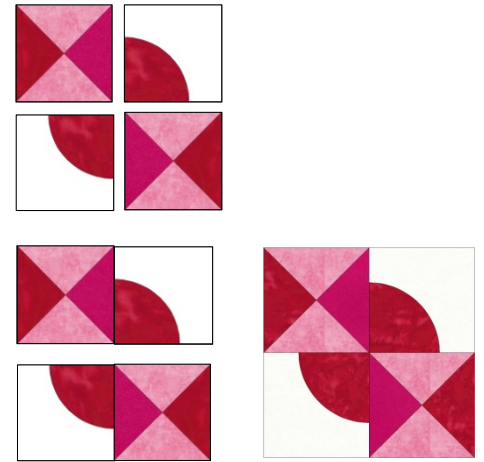
1. Pin and sew one red quarter circle and one white 4" finished arc shape as shown. Press seam toward the white arc shape. Make two drunkard's path block units.




2. Pin and sew two pink, one dark pink and one red 4" finished quarter square triangle (QST) together as shown. Press seams away from pink triangles. Make two combined triangle units.



3. Lay out two drunkard's path block units and two combined triangle block units as shown.
4. Pin and sew into half blocks. Press seams toward drunkard's path block units. Make two half blocks.
5. Pin and sew half blocks together to complete the block. Press seam open.



Alternate Four Block Option



TIPS:

Combine with other GO! Qube Mix & Match 8" Quilt Blocks such as Yankee Puzzle No. 2 or Peace & Plenty.