







## GO! Bench 8" Block Pattern

Finished Block Size 8" x 8"

For use with GO! Qube™ Mix & Match 8" Block (55776)  
and GO! Qube™ 8" Companion Set-Classics (55780)





Fabric Color	Shape & #	GO! Dies Used	Number of Shapes to Cut	Fabric Required for One Block
Pink	 5	GO! Half Square Triangle-2" Finished Square (55712)	2	1/4 yard
Pink	 9	GO! Chisels-2" x 4" Finished (55734)	2 <i>Note: Cut chisels fabric wrong side up</i>	Yardage included above
Blue	 8	GO! Rectangle-2½" x 4½" (2" x 4" Finished) (55715)	4	1/4 yard
Dark Blue	 5	GO! Half Square Triangle-2" Finished Square (55712)	2	1/4 yard
Dark Blue	 9	GO! Chisels-2" x 4" Finished (55734)	2 <i>Note: Cut chisels fabric wrong side up</i>	Yardage included above

### Block Sewing Directions


1. Pin and sew one dark blue 2" finished half square triangle (HST) and one pink chisel together as shown. Press seam toward the dark blue triangle. Make two pink chisel units.
2. Pin and sew one pink 2" finished HST and one dark blue chisel together as shown. Press seam toward the pink triangle. Make two dark blue chisel units.



3. Pin and sew one blue 2" x 4" finished rectangle and one pink chisel unit together into a quarter block as shown. Press seam toward the blue rectangle. Make two pink chisel quarter block units.
4. Pin and sew one blue 2" x 4" finished rectangle and one dark blue chisel unit together into a quarter block as shown. Press seam toward the blue rectangle. Make two dark blue chisel quarter block units.
5. Lay out two pink chisel quarter block units and two dark blue chisel quarter block units as shown.
6. Pin and sew into half blocks. Press seams in alternating directions for each half block. Make two half blocks.
7. Pin and sew half blocks together to complete the block. Press seam open.



### Alternate Four Block Option



### TIPS:

Combine with other GO! Qube Mix & Match 8" Quilt Blocks such as Freezer Jam or Clay's Choice.