








## GO! Crank Neck 8" Block Pattern

Finished Block Size 8" x 8"

For use with GO! Qube™ Mix & Match 8" Block (55776)  
and GO! Qube™ 8" Companion Set-Classics (55780)





Fabric Color	Shape & #	GO! Dies Used	Number of Shapes to Cut	Fabric Required for One Block
Red	 4	GO! Quarter Square Triangle-4" Finished Square (55711)	2	1/4 yard
Red	 9	GO! Chisels-2" x 4" Finished (55734)	2 <i>Note: Cut chisels fabric wrong side up</i>	Yardage included above
Blue	 4	GO! Quarter Square Triangle-4" Finished Square (55711)	2	1/4 yard
Blue	 8	GO! Rectangle-2½" x 4½" (2" x 4" Finished) (55715)	2	Yardage included above
White	 5	GO! Half Square Triangle-2" Finished Square (55712)	2	1/4 yard
White	 4	GO! Quarter Square Triangle-4" Finished Square (55711)	4	Yardage included above

### Block Sewing Directions


1. Pin and sew two white, one blue and one red 4" finished quarter square triangle (QST) together as shown. Press seams away from white triangles. Make two combined triangle quarter block units.



2. Pin and sew one white 2" finished half square triangle (HST) and one red chisel together as shown. Press seam toward the white triangle. Make two red chisel units.
3. Pin and sew one blue 2" x 4" finished rectangle and one red chisel unit together into a quarter block as shown. Press seam toward the blue rectangle. Make two red chisel quarter block units.
4. Lay out two combined triangle quarter block units and two red chisel quarter block units as shown.
5. Pin and sew into half blocks. Press seams toward red chisel quarter block units. Make two half blocks.
6. Pin and sew half blocks together to complete the block. Press seam open.



### Alternate Four Block Option



**TIPS:**

Combine with other GO! Qube Mix & Match 8" Quilt Blocks such as *Susannah Variation No. 1* or *Yankee Puzzle No. 2*.