









GO! Sculpture 8" Block Pattern

Finished Block Size 8" x 8"

For use with GO! Qube™ Mix & Match 8" Block (55776)
and GO! Qube™ 8" Companion Set-Classics (55780)



Fabric Color	Shape & #	GO! Dies Used	Number of Shapes to Cut	Fabric Required for One Block
Pink	 9	GO! Chisels-2" x 4" Finished (55734)	2 <i>Note: Cut chisels fabric wrong side up</i>	1/4 yard
Dark Pink	 2	GO! Square-2½" (2" Finished) (55709)	2	1/4 yard
Dark Pink	 8	GO! Rectangle-2½" x 4½" (2" x 4" Finished) (55715)	2	Yardage included above
Light Green	 5	GO! Half Square Triangle-2" Finished Square (55712)	2	1/4 yard
Light Green	 2	GO! Square-2½" (2" Finished) (55709)	2	Yardage included above
Green	 5	GO! Half Square Triangle-2" Finished Square (55712)	2	1/4 yard
Green	 9	GO! Chisels-2" x 4" Finished (55734)	2 <i>Note: Cut chisels fabric wrong side up</i>	Yardage included above

Block Sewing Directions


1. Pin and sew one green 2" finished half square triangle (HST) and one pink chisel together as shown. Press seam toward the green triangle. Make two pink chisel units.



2. Pin and sew one dark pink 2" x 4" finished rectangle and one pink chisel unit together into a quarter block as shown. Press seam toward the dark pink rectangle. Make two pink chisel quarter block units.
3. Pin and sew one light green 2" finished HST and one green chisel together as shown. Press seam toward the light green triangle. Make two green chisel units.
4. Pin and sew one dark pink and one light green 2" finished squares together as shown. Press seam toward dark pink square. Make two square units.
5. Pin and sew one green chisel unit and one square unit together into a quarter block as shown. Press seam toward the square unit. Make two square quarter block units.
6. Lay out two pink chisel quarter block units and two square quarter block units as shown.
7. Pin and sew into half blocks. Press seams in alternating directions for each half block. Make two half blocks.
8. Pin and sew half blocks together to complete the block. Press seam open.



Alternate Four Block Option



TIPS:

Combine with other GO! Qube Mix & Match 8" Quilt Blocks such as *Flying Birds* or *Louisiana*.