









GO! Hammer 8" Block Pattern

Finished Block Size 8" x 8"

For use with GO! Qube™ Mix & Match 8" Block (55776)
and GO! Qube™ 8" Companion Set-Classics (55780)




Fabric Color	Shape & #	GO! Dies Used	Number of Shapes to Cut	Fabric Required for One Block
Red	 5	GO! Half Square Triangle-2" Finished Square (55712)	2	1/4 yard
Red	 9	GO! Chisels-2" x 4" Finished (55734)	4 <i>Note: Cut chisels fabric wrong side up</i>	Yardage included above
Orange	 5	GO! Half Square Triangle-2" Finished Square (55712)	2	1/4 yard
Orange	 2	GO! Square-2½" (2" Finished) (55709)	2	Yardage included above
Orange	 9	GO! Chisels-2" x 4" Finished (55734)	2 <i>Note: Cut chisels fabric wrong side up</i>	Yardage included above
Light Blue	 5	GO! Half Square Triangle-2" Finished Square (55712)	2	1/4 yard
Light Blue	 2	GO! Square-2½" (2" Finished) (55709)	2	Yardage included above

Block Sewing Directions

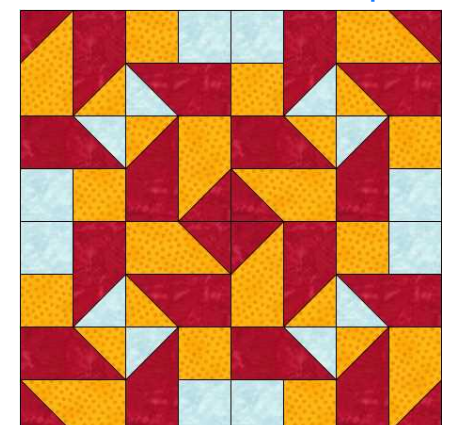
1. Pin and sew one red 2" finished half square triangle (HST) and one orange chisel together as shown. Press seam toward the red triangle. Make two orange chisel units.



2. Pin and sew one orange 2" finished HST and one red chisel together as shown. Press seam toward the orange triangle. Make two red chisel units.
3. Pin and sew one orange chisel unit and one red chisel unit together into a quarter block as shown. Press seam toward the red chisel unit. Make two chisel quarter block units.
4. Pin and sew one light blue 2" finished HST and one red chisel together as shown. Press seam toward the light blue triangle. Make two red/light blue chisel units.
5. Pin and sew one orange and one light blue 2" finished squares together as shown. Press seam toward orange square. Make two square units.
6. Pin and sew one red/light blue chisel unit and one square unit together into a quarter block as shown. Press seam toward the square unit. Make two square quarter block units.
7. Lay out two chisel quarter block units and two square quarter block units as shown.
8. Pin and sew into half blocks. Press seams in alternating directions for each half block. Make two half blocks.
9. Pin and sew half blocks together to complete the block. Press seam open.



Alternate Four Block Option



TIPS:

Combine with other GO! Qube Mix & Match 8" Quilt Blocks such as Triangles & Squares or Trellis.