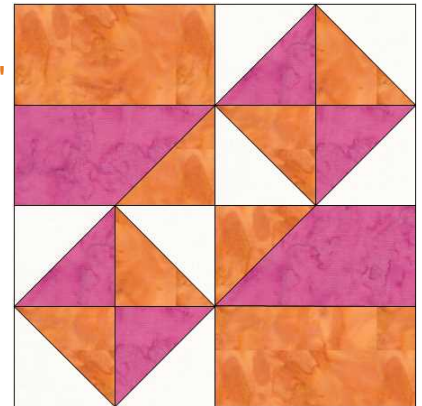







GO! Stelography 8" Block Pattern



Finished Block Size 8" x 8"

For use with GO! Qube™ Mix & Match 8" Block (55776)
and GO! Qube™ 8" Companion Set-Classics (55780)



Fabric Color	Shape & #	GO! Dies Used	Number of Shapes to Cut	Fabric Required for One Block
Pink	 5	GO! Half Square Triangle-2" Finished Square (55712)	4	1/4 yard
Pink	 9	GO! Chisels-2" x 4" Finished (55734)	2 <i>Note: Cut chisels fabric right side up</i>	Yardage included above
Orange	 5	GO! Half Square Triangle-2" Finished Square (55712)	6	1/4 yard
Orange	 8	GO! Rectangle-2½" x 4½" (2" x 4" Finished) (55715)	2	Yardage included above
White	 5	GO! Half Square Triangle-2" Finished Square (55712)	8	1/4 yard

Block Sewing Directions

1. Pin and sew one orange 2" finished half square triangle (HST) and one pink chisel together as shown. Press seam toward the orange triangle. Make two chisel units. 
2. Pin and sew one orange 2" x 4" finished rectangle and one chisel unit together into a quarter block as shown. Press seam toward the rectangle. Make two chisel quarter block units. 



3. Pin and sew one pink and one white 2" finished HST together as shown. Press seam toward pink triangle. Make four pink HST units.



4. Pin and sew one orange and one white 2" finished HST together as shown. Press seam toward white triangle. Make four orange HST units.



5. Pin and sew two pink HST units and two orange HST units together as shown. Press seams open. Make two combined HST quarter blocks.



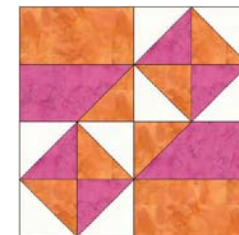
6. Lay out two chisel quarter block units and two combined HST quarter block unit as shown.



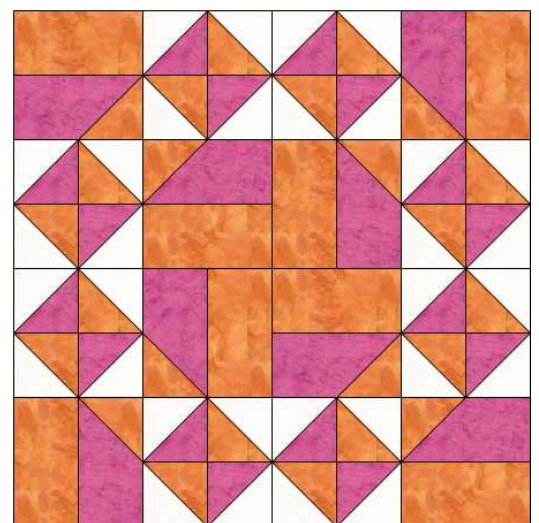
7. Pin and sew into half blocks. Press seams in alternating directions for each half block. Make two half blocks.



8. Pin and sew half blocks together to complete the block. Press seam open.



Alternate Four Block Option



TIPS:

Combine with other GO! Qube Mix & Match 8" Quilt Blocks such as Old Maid's Puzzle or School Girl's Puzzle No. 2.