








GO! Stone 8" Block Pattern

Finished Block Size 8" x 8"

For use with GO! Qube™ Mix & Match 8" Block (55776)
and GO! Qube™ 8" Companion Set-Classics (55780)







Fabric Color	Shape & #	GO! Dies Used	Number of Shapes to Cut	Fabric Required for One Block
Pink	 5	GO! Half Square Triangle-2" Finished Square (55712)	4	1/4 yard
Pink	 9	GO! Chisels-2" x 4" Finished (55734)	2 <i>Note: Cut chisels fabric right side up</i>	Yardage included above
Red	 5	GO! Half Square Triangle-2" Finished Square (55712)	2	1/4 yard
Red	 3	GO! Half Square Triangle-4" Finished Square (55710)	2	Yardage included above
Dark Blue	 5	GO! Half Square Triangle-2" Finished Square (55712)	4	1/4 yard
Dark Blue	 8	GO! Rectangle-2½" x 4½" (2" x 4" Finished) (55715)	2	Yardage included above

Block Sewing Directions


1. Pin and sew one dark blue 2" finished half square triangle (HST) and one pink chisel together as shown. Press seam toward the dark blue triangle. Make two pink chisel units.



2. Pin and sew one dark blue 2" x 4" finished rectangle and one pink chisel unit together into a quarter block as shown. Press seam toward rectangle. Make two chisel quarter block units.
3. Pin and sew one red and one dark blue 2" finished HST together as shown. Press seam toward dark blue triangle. Make two combined triangle units.
4. Pin and sew one pink 2" finished HST to side and bottom of one combined triangle unit as shown. Press seams toward added triangles. Make two combined triangle units.
5. Pin and sew one red 4" finished HST and one combined triangle unit together as shown. Press seams toward red triangle. Make two triangle quarter block units.
6. Lay out two chisel quarter block units and two triangle quarter block units as shown.
7. Pin and sew into half blocks. Press seams in alternate directions for each half block. Make two half blocks.
8. Pin and sew half blocks together to complete the block. Press seam open.



Alternate Four Block Option



TIPS:

Combine with other GO! Qube Mix & Match 8" Quilt Blocks such as Double X No. 1 or Two by Two.