









## GO! Woodcarving 8" Block Pattern

Finished Block Size 8" x 8"

For use with GO! Qube™ Mix & Match 8" Block (55776)  
and GO! Qube™ 8" Companion Set-Classics (55780)






Fabric Color	Shape & #	GO! Dies Used	Number of Shapes to Cut	Fabric Required for One Block
Pink	 5	GO! Half Square Triangle-2" Finished Square (55712)	2	1/4 yard
Pink	 8	GO! Rectangle-2½" x 4½" (2" x 4" Finished) (55715)	2	Yardage included above
Light Green	 5	GO! Half Square Triangle-2" Finished Square (55712)	4	1/4 yard
Green	 5	GO! Half Square Triangle-2" Finished Square (55712)	2	1/4 yard
Green	 3	GO! Half Square Triangle-4" Finished Square (55710)	2	Yardage included above
White	 5	GO! Half Square Triangle-2" Finished Square (55712)	2	1/4 yard
White	 9	GO! Chisels-2" x 4" Finished (55734)	2 <i>Note: Cut chisels fabric right side up</i>	Yardage included above

### Block Sewing Directions


1. Pin and sew one green 2" finished half square triangle (HST) and one white chisel together as shown. Press seam toward the green triangle. Make two white chisel units.



2. Pin and sew one pink 2" x 4" finished rectangle and one white chisel unit together into a quarter block as shown. Press seam toward rectangle. Make two chisel quarter block units.
3. Pin and sew one pink and one white 2" finished HST together as shown. Press seam toward pink triangle. Make two combined triangle units.
4. Pin and sew one light green 2" finished HST to side and bottom of one combined triangle unit as shown. Press seams toward added triangles. Make two combined triangle units.
5. Pin and sew one green 4" finished HST and one combined triangle unit together as shown. Press seams toward green triangle. Make two triangle quarter block units.
6. Lay out two chisel quarter block units and two triangle quarter block units as shown.
7. Pin and sew into half blocks. Press seams in alternate directions for each half block. Make two half blocks.
8. Pin and sew half blocks together to complete the block. Press seam open.



**Alternate Four Block Option**



**TIPS:**

Combine with other GO! Qube Mix & Match 8" Quilt Blocks such as Airplane or Double Cross.