






GO! Calligraphy 8" Block Pattern

Finished Block Size 8" x 8"

For use with GO! Qube™ Mix & Match 8" Block (55776)
and GO! Qube™ 8" Companion Set-Classics (55780)





Fabric Color	Shape & #	GO! Dies Used	Number of Shapes to Cut	Fabric Required for One Block
Light Blue	 5	GO! Half Square Triangle-2" Finished Square (55712)	6	1/4 yard
Blue	 5	GO! Half Square Triangle-2" Finished Square (55712)	6	1/4 yard
Dark Blue	 3	GO! Half Square Triangle-4" Finished Square (55710)	2	1/4 yard
Dark Blue	 10	GO! Signature Block-4" Finished (55730)	2	Yardage included above

Block Sewing Directions


1. Pin and sew one blue and one light blue 2" finished half square triangle (HST) on either side of a dark blue 4" finished signature block as shown. Press seams toward the triangles. Make two signature quarter block units.
2. Pin and sew one light blue and one blue 2" finished HST together as shown. Press seam toward blue triangle. Make two combined triangle units.



3. Pin and sew one light blue and one blue 2" finished HST to side and bottom of one combined triangle unit as shown. Press seams toward added triangles. Make two combined triangle units.
4. Pin and sew one dark blue 4" finished HST and one combined triangle unit together as shown. Press seams toward dark blue triangle. Make two triangle quarter block units.
5. Lay out two signature quarter block units and two triangle quarter block units as shown.
6. Pin and sew into half blocks. Press seams in alternate directions for each half block. Make two half blocks.
7. Pin and sew half blocks together to complete the block. Press seam open.



Alternate Four Block Option



TIPS:

Combine with other GO! Qube Mix & Match 8" Quilt Blocks such as Airplane or Flock of Geese.