






GO! Penmanship 8" Block Pattern

Finished Block Size 8" x 8"

For use with GO! Qube™ Mix & Match 8" Block (55776)
and GO! Qube™ 8" Companion Set-Classics (55780)



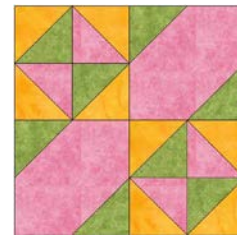

Fabric Color	Shape & #	GO! Dies Used	Number of Shapes to Cut	Fabric Required for One Block
Pink	 5	GO! Half Square Triangle-2" Finished Square (55712)	4	1/4 yard
Pink	 10	GO! Signature Block-4" Finished (55730)	2	Yardage included above
Orange	 5	GO! Half Square Triangle-2" Finished Square (55712)	8	1/4 yard
Green	 5	GO! Half Square Triangle-2" Finished Square (55712)	8	1/4 yard

Block Sewing Directions


1. Pin and sew one green 2" finished half square triangle (HST) on either side of a pink 4" finished signature block as shown. Press seams toward the triangles. Make two signature quarter block units.
2. Pin and sew one green and one orange 2" finished HST together as shown. Press seam toward green triangle. Make four green HST units.
3. Pin and sew one pink and one orange 2" finished HST together as shown. Press seam toward pink triangle. Make four pink HST units.



4. Pin and sew two green and two pink HST units together as shown. Press seams open. Make two combined HST quarter blocks.
5. Lay out two signature quarter block units and two combined HST quarter block units as shown.
6. Pin and sew into half blocks. Press seams in alternate directions for each half block. Make two half blocks.
7. Pin and sew half blocks together to complete the block. Press seam open.



Alternate Four Block Option



TIPS:

Combine with other GO! Qube Mix & Match 8" Quilt Blocks such as X or Trellis.