






GO! Typewriting 8" Block Pattern

Finished Block Size 8" x 8"

For use with GO! Qube™ Mix & Match 8" Block (55776)
and GO! Qube™ 8" Companion Set-Classics (55780)




Fabric Color	Shape & #	GO! Dies Used	Number of Shapes to Cut	Fabric Required for One Block
Green	 6	GO! Square on Point-3¼" (2¾" Finished) (55713)	2	1/4 yard
Dark Blue	 5	GO! Half Square Triangle-2" Finished Square (55712)	6	1/4 yard
Dark Blue	 10	GO! Signature Block-4" Finished (55730)	2	Yardage included above
White	 5	GO! Half Square Triangle-2" Finished Square (55712)	6	1/4 yard

Block Sewing Directions


1. Pin and sew one white 2" finished half square triangle (HST) on either side of a dark blue 4" finished signature block as shown. Press seams toward the triangles. Make two signature quarter block units.
2. Pin and sew three dark blue and one white 2" finished HST to each side of one green 2¾" finished square on point as shown. Press seams toward HSTs. Make two square on point quarter block units.



3. Lay out two signature quarter block units and two square on point quarter block units as shown.
4. Pin and sew into half blocks. Press seams in alternate directions for each half block. Make two half blocks.
5. Pin and sew half blocks together to complete the block. Press seam open.



Alternate Four Block Option



TIPS:

Combine with other GO! Qube Mix & Match 8" Quilt Blocks such as Triangles & Squares or 4-Patch Variation.