






## GO! Longhand 8" Block Pattern

Finished Block Size 8" x 8"

For use with GO! Qube™ Mix & Match 8" Block (55776)  
and GO! Qube™ 8" Companion Set-Classics (55780)




Fabric Color	Shape & #	GO! Dies Used	Number of Shapes to Cut	Fabric Required for One Block
Pink	 5	GO! Half Square Triangle-2" Finished Square (55712)	6	1/4 yard
Light Blue	 6	GO! Square on Point-3 1/4" (2 3/4" Finished) (55713)	2	1/4 yard
Light Blue	 10	GO! Signature Block-4" Finished (55730)	2	Yardage included above
White	 5	GO! Half Square Triangle-2" Finished Square (55712)	6	1/4 yard

### Block Sewing Directions


1. Pin and sew one pink 2" finished half square triangle (HST) on either side of a light blue 4" finished signature block as shown. Press seams toward the triangles. Make two signature quarter block units.
2. Pin and sew three white and one pink 2" finished HST to each side of one light blue 2 3/4" finished square on point as shown. Press seams toward HSTs. Make two square on point quarter block units.



3. Lay out two signature quarter block units and two square on point quarter block units as shown.
4. Pin and sew into half blocks. Press seams in alternate directions for each half block. Make two half blocks.
5. Pin and sew half blocks together to complete the block. Press seam open.



#### Alternate Four Block Option



**TIPS:**

Combine with other GO! Qube Mix & Match 8" Quilt Blocks such as Broken Sash or Mosaic No. 10.