






GO! Softcover 8" Block Pattern

Finished Block Size 8" x 8"

For use with GO! Qube™ Mix & Match 8" Block (55776)
and GO! Qube™ 8" Companion Set-Classics (55780)



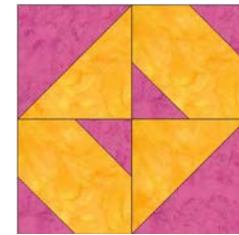

Fabric Color	Shape & #	GO! Dies Used	Number of Shapes to Cut	Fabric Required for One Block
Pink	 5	GO! Half Square Triangle-2" Finished Square (55712)	4	1/4 yard
Pink	 3	GO! Half Square Triangle-4" Finished Square (55710)	2	Yardage included above
Orange	 3	GO! Half Square Triangle-4" Finished Square (55710)	2	1/4 yard
Orange	 10	GO! Signature Block-4" Finished (55730)	2	Yardage included above

Block Sewing Directions


1. Pin and sew one pink 2" finished half square triangle (HST) on either side of an orange 4" finished signature block as shown. Press seams toward the triangles. Make two signature quarter block units.
2. Pin and sew one orange and one pink 4" finished HST together as shown. Press seam toward pink triangle. Make two triangle quarter block units.



3. Lay out two signature quarter block units and two triangle quarter block units as shown.
4. Pin and sew into half blocks. Press seams in alternate directions for each half block. Make two half blocks.
5. Pin and sew half blocks together to complete the block. Press seam open.



Alternate Four Block Option



TIPS:

Combine with other GO! Qube Mix & Match 8" Quilt Blocks such as School Girl's Puzzle No. 2 or Spool.