






## GO! Hardcover 8" Block Pattern

Finished Block Size 8" x 8"


For use with GO! Qube™ Mix & Match 8" Block (55776)  
and GO! Qube™ 8" Companion Set-Classics (55780)




Fabric Color	Shape & #	GO! Dies Used	Number of Shapes to Cut	Fabric Required for One Block
Pink	 4	GO! Quarter Square Triangle-4" Finished Square (55711)	4	1/4 yard
Red	 5	GO! Half Square Triangle-2" Finished Square (55712)	4	1/4 yard
Red	 4	GO! Quarter Square Triangle-4" Finished Square (55711)	4	Yardage included above
Green	 10	GO! Signature Block-4" Finished (55730)	2	1/4 yard

### Block Sewing Directions


1. Pin and sew one red 2" finished half square triangle (HST) on either side of a green 4" finished signature block as shown. Press seams toward the triangles. Make two signature quarter block units.
2. Pin and sew two pink and two red 4" finished quarter square triangles (QST) together as shown. Press seams toward red triangles. Make two combined triangle quarter block units.



3. Lay out two signature quarter block units and two combined triangle quarter block units as shown.
4. Pin and sew into half blocks. Press seams in alternate directions for each half block. Make two half blocks.
5. Pin and sew half blocks together to complete the block. Press seam open.



Alternate Four Block Option



**TIPS:**

Combine with other GO! Qube Mix & Match 8" Quilt Blocks such as Hourglass Star No. 2 or Yankee Puzzle No. 2.