







GO! Essay 8" Block Pattern

Finished Block Size 8" x 8"


For use with GO! Qube™ Mix & Match 8" Block (55776)
and GO! Qube™ 8" Companion Set-Classics (55780)



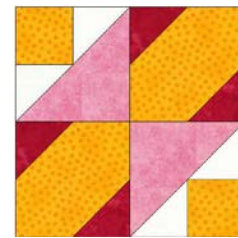

Fabric Color	Shape & #	GO! Dies Used	Number of Shapes to Cut	Fabric Required for One Block
Pink	 3	GO! Half Square Triangle-4" Finished Square (55710)	2	1/4 yard
Red	 5	GO! Half Square Triangle-2" Finished Square (55712)	4	1/4 yard
Orange	 2	GO! Square-2½" (2" Finished) (55709)	2	1/4 yard
Orange	 10	GO! Signature Block-4" Finished (55730)	2	Yardage included above
White	 5	GO! Half Square Triangle-2" Finished Square (55712)	4	1/4 yard

Block Sewing Directions

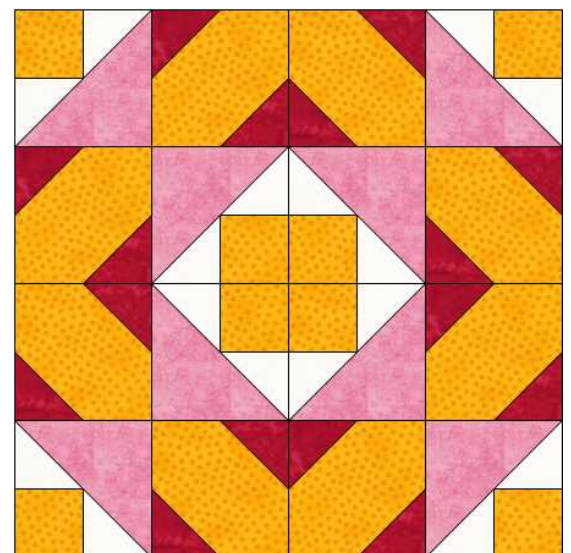
1. Pin and sew one red 2" finished half square triangle (HST) on either side of an orange 4" finished signature block as shown. Press seams toward the triangles. Make two signature quarter block units.
2. Pin and sew one white 2" finished HST to side and bottom of one orange 2" finished square as shown. Press seams toward added triangles. Make two combined triangle units.



3. Pin and sew one pink 4" finished HST and one combined triangle unit together as shown. Press seam toward pink triangle. Make two triangle quarter block units.
4. Lay out two signature quarter block units and two triangle quarter block units as shown.
5. Pin and sew into half blocks. Press seams in alternate directions for each half block. Make two half blocks.
6. Pin and sew half blocks together to complete the block. Press seam open.



Alternate Four Block Option



TIPS:

Combine with other GO! Qube Mix & Match 8" Quilt Blocks such as Old Maid's Puzzle or Double X No. 2.