







GO! Written Work 8" Block Pattern

Finished Block Size 8" x 8"

For use with GO! Qube™ Mix & Match 8" Block (55776)
and GO! Qube™ 8" Companion Set-Classics (55780)




Fabric Color	Shape & #	GO! Dies Used	Number of Shapes to Cut	Fabric Required for One Block
Light Blue	 2	GO! Square-2½" (2" Finished) (55709)	2	1/4 yard
Light Blue	 3	GO! Half Square Triangle-4" Finished Square (55710)	2	Yardage included above
Blue	 5	GO! Half Square Triangle-2" Finished Square (55712)	4	1/4 yard
Green	 5	GO! Half Square Triangle-2" Finished Square (55712)	4	1/4 yard
Green	 10	GO! Signature Block-4" Finished (55730)	2	Yardage included above

Block Sewing Directions


1. Pin and sew one blue 2" finished half square triangle (HST) on either side of a green 4" finished signature block as shown. Press seams toward the triangles. Make two signature quarter block units.



2. Pin and sew one green 2" finished HST to side and bottom of one light blue 2" finished square as shown. Press seams toward added triangles. Make two combined triangle units.
3. Pin and sew one light blue 4" finished HST and one combined triangle unit together as shown. Press seam toward light blue triangle. Make two triangle quarter block units.
4. Lay out two signature quarter block units and two triangle quarter block units as shown.
5. Pin and sew into half blocks. Press seams in alternate directions for each half block. Make two half blocks.
6. Pin and sew half blocks together to complete the block. Press seam open.



Alternate Four Block Option



TIPS:

Combine with other GO! Qube Mix & Match 8" Quilt Blocks such as Airplane or 4-Patch Star.