







GO! Shorthand 8" Block Pattern

Finished Block Size 8" x 8"

For use with GO! Qube™ Mix & Match 8" Block (55776)
and GO! Qube™ 8" Companion Set-Classics (55780)





Fabric Color	Shape & #	GO! Dies Used	Number of Shapes to Cut	Fabric Required for One Block
Pink	 2	GO! Square-2½" (2" Finished) (55709)	2	1/4 yard
Pink	 3	GO! Half Square Triangle-4" Finished Square (55710)	2	Yardage included above
Light Green	 5	GO! Half Square Triangle-2" Finished Square (55712)	4	1/4 yard
Light Green	 10	GO! Signature Block-4" Finished (55730)	2	Yardage included above
White	 5	GO! Half Square Triangle-2" Finished Square (55712)	4	1/4 yard

Block Sewing Directions


1. Pin and sew one white 2" finished half square triangle (HST) on either side of a light green 4" finished signature block as shown. Press seams toward the triangles. Make two signature quarter block units.
2. Pin and sew one light green 2" finished HST to side and bottom of one pink 2" finished square as shown. Press seams toward added triangles. Make two combined triangle units.



3. Pin and sew one pink 4" finished HST and one combined triangle unit together as shown. Press seam toward pink triangle. Make two triangle quarter block units.
4. Lay out two signature quarter block units and two triangle quarter block units as shown.
5. Pin and sew into half blocks. Press seams in alternate directions for each half block. Make two half blocks.
6. Pin and sew half blocks together to complete the block. Press seam open.



Alternate Four Block Option



TIPS:

Combine with other GO! Qube Mix & Match 8" Quilt Blocks such as Spinner or Mill Wheel.