





GO! Literary Work 8" Block Pattern

Finished Block Size 8" x 8"

For use with GO! Qube™ Mix & Match 8" Block (55776)
and GO! Qube™ 8" Companion Set-Classics (55780)



Fabric Color	Shape & #	GO! Dies Used	Number of Shapes to Cut	Fabric Required for One Block
Red	 5	GO! Half Square Triangle-2" Finished Square (55712)	4	1/4 yard
Green	 10	GO! Signature Block-4" Finished (55730)	4	1/4 yard
White	 5	GO! Half Square Triangle-2" Finished Square (55712)	4	1/4 yard

Block Sewing Directions


1. Pin and sew one red 2" finished half square triangle (HST) on either side of a green 4" finished signature block as shown. Press seams toward the triangles. Make two red signature quarter block units.
2. Pin and sew one white 2" finished HST on either side of a green 4" finished signature block as shown. Press seams toward the triangles. Make two white signature quarter block units.
3. Lay out two red signature quarter block units and two white signature quarter block units as shown.



4. Pin and sew into half blocks. Press seams in alternate directions for each half block. Make two half blocks.
5. Pin and sew half blocks together to complete the block. Press seam open.



Alternate Four Block Option



TIPS:

Combine with other GO! Qube Mix & Match 8" Quilt Blocks such as 4-Patch or Jewel Box.