





GO! Freehand 8" Block Pattern

Finished Block Size 8" x 8"


For use with GO! Qube™ Mix & Match 8" Block (55776)
and GO! Qube™ 8" Companion Set-Classics (55780)





Fabric Color	Shape & #	GO! Dies Used	Number of Shapes to Cut	Fabric Required for One Block
Orange	 5	GO! Half Square Triangle-2" Finished Square (55712)	4	1/4 yard
Light Blue	 5	GO! Half Square Triangle-2" Finished Square (55712)	4	1/4 yard
Light Green	 10	GO! Signature Block-4" Finished (55730)	4	1/4 yard

Block Sewing Directions


1. Pin and sew one light blue 2" finished half square triangle (HST) on either side of a light green 4" finished signature block as shown. Press seams toward the triangles. Make two light blue signature quarter block units.
2. Pin and sew one orange 2" finished HST on either side of a light green 4" finished signature block as shown. Press seams toward the triangles. Make two orange signature quarter block units.
3. Lay out two light blue signature quarter block units and two orange signature quarter block units as shown.



4. Pin and sew into half blocks. Press seams in alternate directions for each half block. Make two half blocks.
5. Pin and sew half blocks together to complete the block. Press seam open.



Alternate Four Block Option



TIPS:

Combine with other GO! Qube Mix & Match 8" Quilt Blocks such as Double 4-Patch or 4-Patch Variation.