






GO! Drunkard's Highway 8" Block Pattern

Finished Block Size 8" x 8"

For use with GO! Qube™ Mix & Match 8" Block (55776)
and GO! Qube™ 8" Companion Set-Classics (55780)





| Fabric Color | Shape & # | GO! Dies Used | Number of Shapes to Cut | Fabric Required for One Block |
|--------------|--|--|-------------------------|-------------------------------|
| Light Blue |  5 | GO! Half Square Triangle-2" Finished Square (55712) | 8 | 1/4 yard |
| Light Blue |  12 | GO! Drunkard's Path-Quarter Circle-4" Finished (55742) | 2 | Yardage included above |
| Blue |  6 | GO! Square on Point-3¼" (2¾" Finished) (55713) | 2 | 1/4 yard |
| Dark Blue |  11 | GO! Drunkard's Path-Arc Shape-4" Finished (55738) | 2 | 1/4 yard |

Block Sewing Directions


1. Pin and sew one light blue quarter circle and one dark blue 4" finished arc shape as shown. Press seam toward the dark blue arc shape. Make two drunkard's path quarter block units.
2. Pin and sew one light blue 2" finished half square triangle (HST) to each side of one blue 2¾" finished square on point as shown. Press seams toward HSTs. Make two square on point quarter block units.



3. Lay out two drunkard's path quarter block units and two square on point quarter block units as shown.
4. Pin and sew into half blocks. Press seams in alternating directions for each half block. Make two half blocks.
5. Pin and sew half blocks together to complete the block. Press seam open.



Alternate Four Block Option



TIPS:

Combine with other GO! Qube Mix & Match 8" Quilt Blocks such as 4-Patch Variation or Mosaic No. 10.