







GO! Drunkard's Walk Finished Block Size 8" x 8" 8" Block Pattern


For use with GO! Qube™ Mix & Match 8" Block (55776)
and GO! Qube™ 8" Companion Set-Classics (55780)




Fabric Color	Shape & #	GO! Dies Used	Number of Shapes to Cut	Fabric Required for One Block
Red	 2	GO! Square-2½" (2" Finished) (55709)	2	1/4 yard
Red	 11	GO! Drunkard's Path-Arc Shape-4" Finished (55738)	2	Yardage included above
Blue	 2	GO! Square-2½" (2" Finished) (55709)	2	1/4 yard
Blue	 12	GO! Drunkard's Path-Quarter Circle-4" Finished (55742)	2	Yardage included above
White	 2	GO! Square-2½" (2" Finished) (55709)	4	1/4 yard

Block Sewing Directions


1. Pin and sew one blue quarter circle and one red 4" finished arc shape as shown. Press seam toward the red arc shape. Make two drunkard's path quarter block units.
2. Pin and sew one red, one blue, and two white 2" finished squares together into a 4-patch as shown. Press seams away from white squares. Make two 4-patch quarter block units.



3. Lay out two drunkard's path quarter block units and two 4-patch quarter block units as shown.
4. Pin and sew into half blocks. Press seams in alternating directions for each half block. Make two half blocks.
5. Pin and sew half blocks together to complete the block. Press seam open.



Alternate Four Block Option



TIPS:

Combine with other GO! Qube Mix & Match 8" Quilt Blocks such as Road to Oklahoma or Susannah Variation No. 1.