








## GO! Drunkard's Boulevard 8" Block Pattern

Finished Block Size 8" x 8"

For use with GO! Qube™ Mix & Match 8" Block (55776)  
and GO! Qube™ 8" Companion Set-Classics (55780)



| Fabric Color | Shape & #  | GO! Dies Used  | Number of Shapes to Cut | Fabric Required for One Block |
|--------------|--|--|-------------------------|-------------------------------|
| Orange       |  3    | GO! Half Square Triangle-4" Finished Square (55710)    | 2                       | 1/4 yard                      |
| Blue         |  5   | GO! Half Square Triangle-2" Finished Square (55712)    | 2                       | 1/4 yard                      |
| Green        |  5  | GO! Half Square Triangle-2" Finished Square (55712)    | 2                       | 1/4 yard                      |
| Green        |  11 | GO! Drunkard's Path-Arc Shape-4" Finished (55738)      | 2                       | Yardage included above        |
| White        |  12 | GO! Drunkard's Path-Quarter Circle-4" Finished (55742) | 2                       | 1/4 yard                      |
| White        |  5  | GO! Half Square Triangle-2" Finished Square (55712)    | 4                       | Yardage included above        |

### Block Sewing Directions

1. Pin and sew one white quarter circle and one green 4" finished arc shape together as shown. Press seam toward the green arc shape. Make two drunkard's path quarter block units.
2. Pin and sew one blue and one green 2" finished half square triangle (HST) together as shown. Press seam toward green triangle. Make two combined triangle units.




3. Pin and sew one white 2" finished HST to side and bottom of one combined triangle unit as shown. Press seams toward added triangles. Make two combined triangle units.



4. Pin and sew one orange 4" finished HST and one combined triangle unit together as shown. Press seam toward orange triangle. Make two triangle quarter block units.




5. Lay out two drunkard's path quarter block units and two triangle quarter block units as shown.

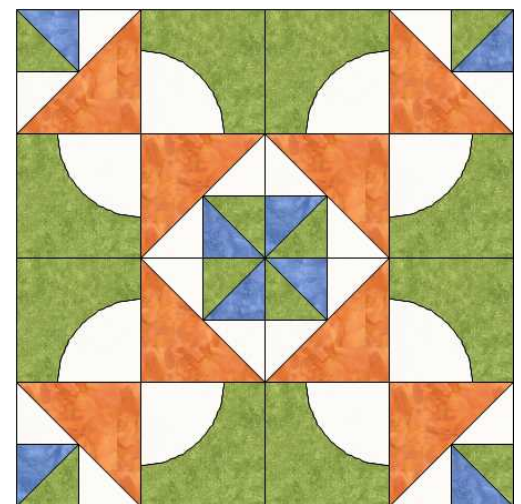


6. Pin and sew into half blocks. Press seams in alternating directions for each half block. Make two half blocks.

7. Pin and sew half blocks together to complete the block. Press seam open.



### Alternate Four Block Option



**TIPS:**

Combine with other GO! Qube Mix & Match 8" Quilt Blocks such as Double Cross or Double X No. 2.