






GO! Drunkard's Avenue Finished Block Size 8" x 8" 8" Block Pattern


For use with GO! Qube™ Mix & Match 8" Block (55776)
and GO! Qube™ 8" Companion Set-Classics (55780)




Fabric Color	Shape & #	GO! Dies Used	Number of Shapes to Cut	Fabric Required for One Block
Pink	 8	GO! Rectangle-2½" x 4½" (2" x 4" Finished) (55715)	2	1/4 yard
Light Blue	 8	GO! Rectangle-2½" x 4½" (2" x 4" Finished) (55715)	2	1/4 yard
Light Blue	 12	GO! Drunkard's Path-Quarter Circle-4" Finished (55742)	2	Yardage included above
Dark Blue	 11	GO! Drunkard's Path-Arc Shape-4" Finished (55738)	2	1/4 yard

Block Sewing Directions


1. Pin and sew one light blue quarter circle and one dark blue 4" finished arc shape together as shown. Press seam toward the dark blue arc shape. Make two drunkard's path quarter block units.
2. Pin and sew one pink and one light blue 2" x 4" finished rectangle together into a quarter block as shown. Press seam toward the pink rectangle. Make two rectangle quarter block units.
3. Lay out two drunkard's path quarter block units and two rectangle quarter block units as shown.



4. Pin and sew into half blocks. Press seams in alternating directions for each half block. Make two half blocks.
5. Pin and sew half blocks together to complete the block. Press seam open.



Alternate Four Block Option



TIPS:

Combine with other GO! Qube Mix & Match 8" Quilt Blocks such as 4-Patch Variation or Louisiana.